

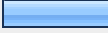




### 3. What kind of community do you feel most drawn to? Please choose one.

	Response Percent	Response Count
apostolic/evangelical 	24.4%	51
monastic 	15.8%	33
cloistered/semi-cloistered 	15.8%	33
missionary 	8.1%	17
<b>contemplative/contemplative-active</b> 	<b>35.9%</b>	<b>75</b>
	<b><i>answered question</i></b>	<b>209</b>
	<b><i>skipped question</i></b>	<b>0</b>

#### 4. Please identify and rate what most attracts you to a particular religious community.

	essential	very important	important	somewhat important	not important at all	Rating Average	Response Count
Praying with members of the community	<b>55.0% (111)</b>	22.8% (46)	14.4% (29)	6.4% (13)	1.5% (3)	1.77	202
Devotional prayer	<b>52.0% (105)</b>	24.3% (49)	15.8% (32)	6.9% (14)	1.0% (2)	1.81	202
Being able to do ministry with other members of the congregation	<b>31.6% (62)</b>	26.0% (51)	20.4% (40)	13.3% (26)	8.7% (17)	2.41	196
Wearing a religious habit	<b>25.5% (51)</b>	15.0% (30)	13.5% (27)	22.0% (44)	24.0% (48)	3.04	200
Living in community	<b>37.2% (74)</b>	23.1% (46)	13.1% (26)	14.6% (29)	12.1% (24)	2.41	199
Justice and peace outreach	25.7% (49)	22.5% (43)	<b>27.2% (52)</b>	14.7% (28)	9.9% (19)	2.61	191
Living a life of faithfulness to the church and its teachings	<b>72.0% (144)</b>	15.0% (30)	9.0% (18)	3.5% (7)	0.5% (1)	1.46	200
The community's particular charism or mission	<b>47.0% (95)</b>	27.7% (56)	19.8% (40)	4.5% (9)	1.0% (2)	1.85	202
					Other (please specify)		23
					<b>answered question</b>		<b>206</b>
					<b>skipped question</b>		<b>3</b>

## 5. Please identify and rate resources you have found most helpful in gathering vocation information.

	essential	very important	important	somewhat important	not at all important	Rating Average	Response Count
A religious community's website	27.2% (53)	<b>40.0%</b> <b>(78)</b>	19.0% (37)	10.8% (21)	3.1% (6)	2.23	195
Community/Discerners' blogs	5.1% (9)	18.9% (33)	21.1% (37)	<b>31.4% (55)</b>	23.4% (41)	3.49	175
Vocation-related websites	18.7% (36)	<b>34.2%</b> <b>(66)</b>	29.0% (56)	13.5% (26)	4.7% (9)	2.51	193
Vocation periodicals, spiritual books, brochures	18.6% (35)	<b>33.0%</b> <b>(62)</b>	27.1% (51)	15.4% (29)	5.9% (11)	2.57	188
Come and see weekends/discernment retreats	<b>32.6%</b> <b>(59)</b>	29.8% (54)	15.5% (28)	14.4% (26)	7.7% (14)	2.35	181
Parish priest	18.6% (35)	<b>25.0%</b> <b>(47)</b>	21.8% (41)	19.7% (37)	14.9% (28)	2.87	188
Vocation director	<b>28.0%</b> <b>(52)</b>	<b>28.0%</b> <b>(52)</b>	20.4% (38)	13.4% (25)	10.2% (19)	2.50	186
Campus/youth/young adult minister	3.5% (6)	5.9% (10)	17.6% (30)	24.1% (41)	<b>48.8%</b> <b>(83)</b>	4.09	170
Personal contact with a religious priest, sister, or brother	<b>46.2%</b> <b>(86)</b>	27.4% (51)	14.0% (26)	8.6% (16)	3.8% (7)	1.96	186
Parents/family	7.7% (14)	16.0% (29)	18.8% (34)	22.1% (40)	<b>35.4%</b> <b>(64)</b>	3.61	181
Teacher/spiritual director	<b>30.3%</b> <b>(56)</b>	28.6% (53)	18.9% (35)	14.6% (27)	7.6% (14)	2.41	185
					Other (please specify)		23
<b>answered question</b>							<b>198</b>
<b>skipped question</b>							<b>11</b>

## 6. Please identify and rate what you would find most helpful in making a decision about your vocation.

	essential	very important	important	somewhat important	not at all important	Rating Average	Response Count
Prayer	<b>85.9%</b> <b>(171)</b>	8.0% (16)	6.0% (12)	0.0% (0)	0.0% (0)	1.20	199
Talking with other seekers like myself	27.0% (53)	<b>38.3%</b> <b>(75)</b>	21.9% (43)	9.2% (18)	3.6% (7)	2.24	196
Spiritual direction	<b>50.3%</b> <b>(99)</b>	35.5% (70)	10.7% (21)	3.0% (6)	0.5% (1)	1.68	197
Opportunities to experience community life	<b>47.2%</b> <b>(92)</b>	30.8% (60)	15.9% (31)	2.6% (5)	3.6% (7)	1.85	195
Greater understanding about what community/vocation would be a good fit for me	<b>51.0%</b> <b>(100)</b>	34.7% (68)	11.2% (22)	2.6% (5)	0.5% (1)	1.67	196
Information about the requirements and steps necessary to enter religious life	<b>55.6%</b> <b>(109)</b>	30.1% (59)	9.7% (19)	4.1% (8)	0.5% (1)	1.64	196
A structured discernment process	<b>35.4%</b> <b>(69)</b>	34.4% (67)	20.0% (39)	8.7% (17)	1.5% (3)	2.07	195
Working with and/or getting to know the vocation director	<b>37.4%</b> <b>(71)</b>	35.8% (68)	14.2% (27)	11.1% (21)	1.6% (3)	2.04	190
					Other (please specify)		16
<b>answered question</b>							<b>203</b>
<b>skipped question</b>							<b>6</b>

## 7. Please identify and rate what you consider the most challenging aspects of being a religious priest, brother, or sister.

	essential	very important	important	somewhat important	not at all important	Rating Average	Response Count	
Amount of time one can spend with family and friends	6.9% (13)	12.8% (24)	21.8% (41)	<b>39.9% (75)</b>	18.6% (35)	3.51	188	
Living in community	20.9% (39)	24.6% (46)	<b>28.3% (53)</b>	11.2% (21)	15.0% (28)	2.75	187	
The vow of celibacy	<b>33.0% (63)</b>	11.5% (22)	16.8% (32)	11.5% (22)	27.2% (52)	2.88	191	
The discipline of prayer	<b>42.5% (79)</b>	15.6% (29)	15.1% (28)	10.2% (19)	16.7% (31)	2.43	186	
Sharing resources and living simply	<b>27.5% (52)</b>	19.6% (37)	21.7% (41)	13.2% (25)	18.0% (34)	2.75	189	
A life of service	<b>28.9% (54)</b>	23.5% (44)	18.7% (35)	7.0% (13)	21.9% (41)	2.70	187	
Restrictions on personal freedom	14.8% (28)	18.0% (34)	24.3% (46)	<b>24.9% (47)</b>	18.0% (34)	3.13	189	
Living with people who are not my age	7.1% (13)	9.2% (17)	21.7% (40)	23.9% (44)	<b>38.0% (70)</b>	3.77	184	
					Other (please specify)		27	
							<b>answered question</b>	<b>193</b>
							<b>skipped question</b>	<b>16</b>

## 8. Since you have begun your discernment, what has most surprised you about religious life?

	Response Count
	156
	<b>answered question</b>
	<b>156</b>
	<b>skipped question</b>
	<b>53</b>

## 9. What is your greatest fear about living the religious life?

	Response Count
	164
<i>answered question</i>	<b>164</b>
<i>skipped question</i>	<b>45</b>

## 10. In the past few years communities overall have reported an increase in inquiries into religious life. To what do you attribute this increase?

	essential	very important	important	somewhat important	not at all important	Rating Average	Response Count
Easy availability of information via the Internet	27.6% (51)	<b>29.2% (54)</b>	28.6% (53)	10.8% (20)	3.8% (7)	2.34	185
Improved promotion and recruitment methods	15.2% (28)	27.2% (50)	<b>33.7% (62)</b>	15.2% (28)	8.7% (16)	2.75	184
Desire for deeper spirituality	<b>62.2% (117)</b>	27.7% (52)	9.0% (17)	1.1% (2)	0.0% (0)	1.49	188
Desire for community and identity	<b>45.2% (84)</b>	28.5% (53)	16.1% (30)	8.6% (16)	1.6% (3)	1.93	186
Desire for economic stability or security	11.2% (20)	11.8% (21)	22.5% (40)	<b>27.5% (49)</b>	27.0% (48)	3.47	178
					Other (please specify)		54
					<i>answered question</i>		<b>192</b>
					<i>skipped question</i>		<b>17</b>

## 11. Please rate what impact the following recent events have had on your vocation discernment?

	negative	somewhat negative	no impact	somewhat positive	positive	Rating Average	Response Count
World Youth Day	2.1% (4)	0.5% (1)	<b>76.4% (146)</b>	12.6% (24)	8.4% (16)	3.25	191
New revelations regarding the church sexual-abuse scandal	11.4% (22)	13.5% (26)	<b>65.8% (127)</b>	6.7% (13)	2.6% (5)	2.76	193
New Vatican guidelines for sex-abuse cases	5.3% (10)	4.2% (8)	<b>64.2% (122)</b>	15.8% (30)	10.5% (20)	3.22	190
Canonization/Beatification of a particular saint	3.1% (6)	1.0% (2)	<b>63.7% (123)</b>	18.7% (36)	13.5% (26)	3.38	193
Pope's call for atonement for church's failings	2.1% (4)	2.1% (4)	<b>41.1% (79)</b>	34.4% (66)	20.3% (39)	3.69	192
Vatican investigations into women's religious communities	11.5% (22)	7.3% (14)	<b>55.0% (105)</b>	15.7% (30)	10.5% (20)	3.06	191
Year for Priests	1.6% (3)	1.6% (3)	<b>51.3% (98)</b>	20.9% (40)	24.6% (47)	3.65	191
					Other (please specify)		33
<b>answered question</b>							<b>196</b>
<b>skipped question</b>							<b>13</b>





**12. Identify and rate your usage of the following communication devices, programs, or accounts.**

	Use all the time	very frequently	frequently	somewhat frequently	not frequently	Response Count
Smart phone (iPhone, Droid, Blackberry, etc.)	13.3% (25)	4.3% (8)	2.7% (5)	3.7% (7)	<b>76.1% (143)</b>	188
Skype or other computer phone	3.7% (7)	2.7% (5)	4.8% (9)	7.0% (13)	<b>81.8% (153)</b>	187
Cell phone	<b>35.9% (71)</b>	13.6% (27)	12.1% (24)	19.2% (38)	19.2% (38)	198
Landline phone	18.2% (36)	7.6% (15)	15.7% (31)	21.7% (43)	<b>36.9% (73)</b>	198
iPad	1.1% (2)	1.1% (2)	1.7% (3)	1.7% (3)	<b>94.4% (168)</b>	178
Email	<b>57.6% (118)</b>	13.7% (28)	16.1% (33)	9.8% (20)	2.9% (6)	205
Facebook	17.2% (33)	7.8% (15)	5.2% (10)	13.0% (25)	<b>56.8% (109)</b>	192
Twitter	1.1% (2)	0.5% (1)	2.2% (4)	4.9% (9)	<b>91.3% (168)</b>	184
YouTube	7.0% (13)	6.5% (12)	11.8% (22)	21.5% (40)	<b>53.2% (99)</b>	186
				Other (please specify)		19
				<b>answered question</b>		<b>205</b>
				<b>skipped question</b>		<b>4</b>




### 13. Please identify and rate the methods you would prefer Vocation Directors use to communicate with you.

	Essential	Very important	Important	Somewhat important	Not important	Rating Average	Response Count
Email	<b>56.8% (113)</b>	26.6% (53)	13.1% (26)	2.5% (5)	1.0% (2)	1.64	199
Text Message	7.3% (13)	7.8% (14)	11.2% (20)	10.1% (18)	<b>63.7% (114)</b>	4.15	179
Telephone call	<b>28.6% (52)</b>	24.7% (45)	20.9% (38)	12.6% (23)	13.2% (24)	2.57	182
Facebook postings	2.2% (4)	5.0% (9)	11.0% (20)	11.6% (21)	<b>70.2% (127)</b>	4.43	181
Twitter postings	0.6% (1)	1.7% (3)	3.4% (6)	4.5% (8)	<b>89.9% (161)</b>	4.82	179
U.S. Mail	22.3% (41)	18.5% (34)	<b>25.0% (46)</b>	11.4% (21)	22.8% (42)	2.94	184
Smartphone App	1.1% (2)	3.4% (6)	4.0% (7)	3.4% (6)	<b>88.1% (155)</b>	4.74	176
Community website postings	19.9% (36)	19.9% (36)	21.0% (38)	9.9% (18)	<b>29.3% (53)</b>	3.09	181
Community e-newsletter	21.5% (38)	<b>26.0% (46)</b>	20.9% (37)	13.6% (24)	18.1% (32)	2.81	177
					Other (please specify)		12
<b>answered question</b>							<b>199</b>
<b>skipped question</b>							<b>10</b>

## 14. What is your gender?

	Response Percent	Response Count
female 	57.9%	121
male 	42.1%	88
<b>answered question</b>		<b>209</b>
<b>skipped question</b>		<b>0</b>

## 15. What is your age range?

	Response Percent	Response Count
Under 18	0.0%	0
18-22	0.0%	0
23-29	0.0%	0
30-39	0.0%	0
40-49 	36.4%	76
50-59 	45.9%	96
60+ 	17.7%	37
<b>answered question</b>		<b>209</b>
<b>skipped question</b>		<b>0</b>